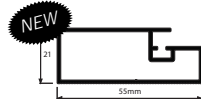
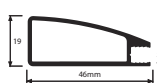




Customer A:		Page of		
Address:		Customer Signature		
Customer B:		OFFICE USE ONLY v5	PORT	DINGLEY
Address:		Job		
		Invoice Number		
Phone:	Fax:	Date of Order Received		
Contact:	Date Ordered:	A/C's Dept Review		
Order Reference:	O/N:	Box Required	YES	NO

1 FRAME:



- CA = Clear Anodised 19 Square (CA) 46 Step (CA) 46 Curved (CA) 43x55 Flat (CA) 9x55 Box (CA) 55 Slimline (CA)
 ES = Euro Stainless 43x55 Flat (ES)

2 INSERT: HG = Perspex® ultra high gloss F = Perspex® Frost with anti fingermark finish P = Perspex® Pearlescent (Note a degree of shading can occur) PS = Perspex Pearlescent Satin (Note a degree of shading can occur) R = Euromir reflective M = aluminium perforated mesh (Note dents may occur if handled incorrectly) SAR = Clear Abrasion resistant acrylic *C = Commercial grade acrylics, which are not covered by a warranty or guarantee. Please note all non translucent (N.T.) inserts are single sided only and thus the back face may differ in colour and or finish and is not guaranteed.

- | | | | | |
|--|---|---|--|--|
| TRANSULCENT | <input type="checkbox"/> Crystal Clear S2000 (F) | <input type="checkbox"/> Pottery Pebble 33662 (M) | <input type="checkbox"/> Shadow Grey 9563 (HG) | <input type="checkbox"/> Pearl 1PY1 (P) |
| <input type="checkbox"/> Acid Opal 384* (C) | <input type="checkbox"/> Charcoal Dusk S29T23 (F) | <input type="checkbox"/> White 81880 (M) | <input type="checkbox"/> Midnight Black S29221 (F) | <input type="checkbox"/> Sandstorm SA9PY6 (PS) |
| <input type="checkbox"/> Clear 000 (HG) | <input type="checkbox"/> Electric Blue S27T69 (F) | <input type="checkbox"/> White Birch 37131 (M) | <input type="checkbox"/> Snow White S21T41 (F) | <input type="checkbox"/> Platinum 9PY2 (P) |
| <input type="checkbox"/> Clear SR000 (SAR) | <input type="checkbox"/> Glacier Green S26T21 (F) | <input type="checkbox"/> Woodland Grey 84220 (M) | <input type="checkbox"/> Argento 9PY0 (P) | <input type="checkbox"/> Bronze Satin 31 (R) |
| <input type="checkbox"/> Neutral Tint 9T21 (HG) | <input type="checkbox"/> Hot Chocolate S25T33 (F) | | <input type="checkbox"/> Caramel Gold 5PY0 (P) | <input type="checkbox"/> Gold 20 (R) |
| <input type="checkbox"/> Opal 010* (HG) | <input type="checkbox"/> Polar White S2030 (F) | NON TRANSULCENT (N.T.) | <input type="checkbox"/> Carbon SA9631 (Gloss Face / Satin Back) | <input type="checkbox"/> Grey 40 (R) |
| <input type="checkbox"/> Opal 030 (HG) | <input type="checkbox"/> Sandstone Brown S2ST18 (F) | <input type="checkbox"/> Black 962 (HG) | <input type="checkbox"/> Carbon SA9631 (Satin Face / Gloss Back) | <input type="checkbox"/> Silver Satin 70 (R) |
| <input type="checkbox"/> Opal 050 (HG) | <input type="checkbox"/> Stone Grey S29T21 (F) | <input type="checkbox"/> Café Latte 5263 (HG) | | <input type="checkbox"/> _____ |
| <input type="checkbox"/> Arctic Blue S27T77 (F) | <input type="checkbox"/> Clear Anodised 00001 (M) | <input type="checkbox"/> Opal 069 (HG) | <input type="checkbox"/> Copper 5PY6 (P) | <input type="checkbox"/> Multiple Inserts
Please fill in additional
AliRail order form |
| <input type="checkbox"/> Burnt Orange S23T37 (F) | <input type="checkbox"/> Black 19268 (M) | <input type="checkbox"/> Scarlet Rose 4262 (HG) | | |

3 Select Your Door / Panel -

- Hinged* Panel Only (No pre drilled holes) BiFold* (19mm Only)
 Hinge Holes only** ♦ Lift Easy* _____

*95° Hinge supplied with 19mm & 46mm profile, 110° Hinge supplied with 55mm profile. **Special hinge hole supplied on 19mm, 26mm Cup on 46mm, 35mm Cup on 55mm. ♦Additional drilling and or hardware charges may apply.



4 Door Size - Hinge positions are 100mm from the top & bottom to centre, other hinges equally spaced from the centre. Orders outside these specifications will not be covered by warranty or guarantees.

Qty	Height	Office Use Only	Width	Office Use	Special Comments	L or R Hinge from face of door	ALIHANDLE*			HANDLE POSITION refer codes below
							50	100	150	
1			X							
2			X							
3			X							
4			X							
5			X							
6			X							
7			X							
8			X							

LHT80: Left Hinged, Top, 80mm in from edge. RHT80: Right side, Hinged, Top, 80mm in from edge. LHC: Left side, Hinged, Centred. RHC: Right side Hinged Centred. LHB80: Left side, Hinged, Bottom, 80mm in from the edge. RHB80: Right side, Hinged, Bottom, 80mm in from the edge. PC: Panel, Non Hinged, Centred

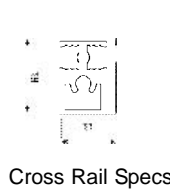
AliFrost® doors AliRail™ - Details Order form

Customer A:	Page _____ of _____		
Address:	Customer Signature		
Customer B:	OFFICE USE ONLY v4.07	PORT	DINGLEY
Address:	Job		
Phone:	Fax:	Invoice Number	
Contact:	Date Ordered:	Date of Order Received	
Order Reference:	O/N:	Box Required	YES NO

1 Tick your profile

19 Square (CA)
 9x55 Box (CA)
 43x55 Flat (CA)

CA = Clear Anodised



Please fill in an additional AliFrost or AliMesh order form.

AliRail is only available on 19mm Square and 55mm Box profiles.

2 Specify your AliRail option

Please note all measurements are taken from the outside edge, to the centre of the cross rail profile. The minimum distance required for any rail insert is 100mm. **The cross rail position must be a minimum of 70mm from the nearest hinge hole.** Standard hinge positions are 100mm from the top & bottom to centre, other hinges equally spaced from centre.

Option 1.
 Option 2.
 Option 3.
 Option 4.
 Option 5. (other)

3 Specify your insert type and colour Multiple insert types and colours are possible.

Insert	Insert Type (Frost, Pearlescent, Mesh etc)	Insert Colour (Please refer to AliFrost & AliMesh order forms for colour options)
A		
B		
C		
D		

Please fax order to (03) 9558 3173



Mitchell Laminates