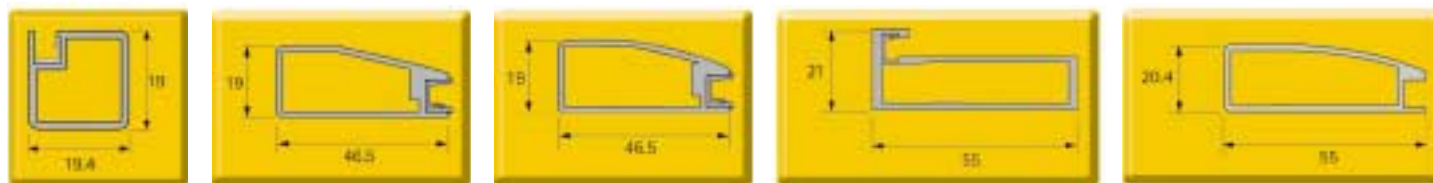
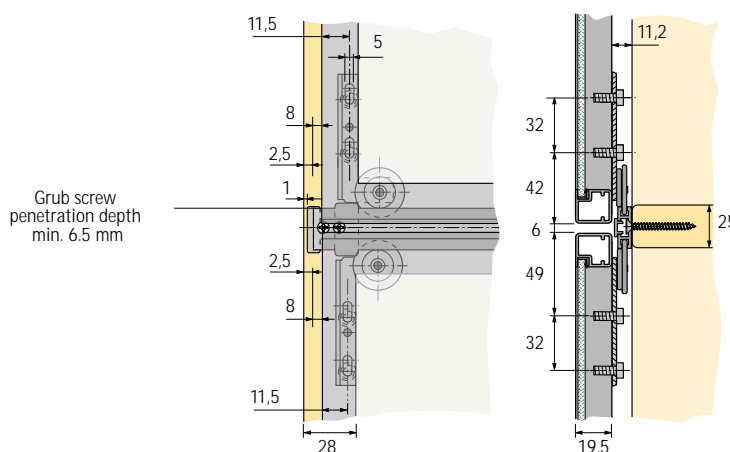
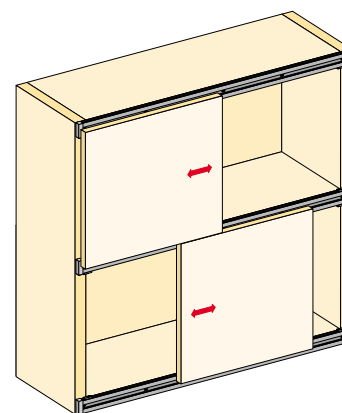


Sliding Door Fitting Slide Line 66 for 19mm, 46mm and 55mm Aluminium Profile



Sliding door fitting Slide Line 66 for aluminium framed sliding door

- Single-track sliding action
- Identical assembly top and bottom
- Concealed profile mounting
- Two doors can run directly above each other with a single centre profile
- Max. door weight 10 kg



Sliding Door Fitting Slide Line 66

Article	Order no.	PU
Runner Profile 3000 mm	020 142	4
Capping Profile 3000mm	020 143	4
Components for 1 Aluminium Sliding Door	020 145	1

Recommended Fixing screw: 8g Pan head self tapper. Pilot Hole size of 3.5mm diameter required for Fixing screws.

For further information refer to Slide Line 66 catalogue part number 020200



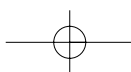
Mitchell Laminates

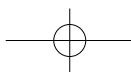
Mitchell Laminates
32-38 Redwood Drive
Dingley VIC 3172
Telephone (03) 9558 0800
Facsimile (03) 9558 0557
sales@mitchelllaminates.com.au

Branch:
37-53 Crockford Street
Port Melbourne VIC 3207
Telephone (03) 9646 7877
Facsimile (03) 9646 7570

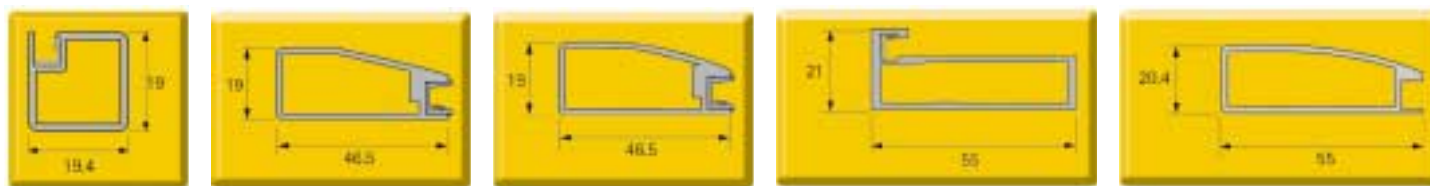
Hettich recommends **Alifrost** Doors

9993980 We reserve the right to make technical changes without notice.
While we have done our best to ensure the accuracy of the catalogue data, we take no responsibility for printing or other errors.





Vertical Sliding Door Fitting, Vertico Synchro for 19mm, 46mm and 55mm Aluminium Profile



Vertico Synchro

Single-track fitting for vertical sliding doors
Vertico Synchro

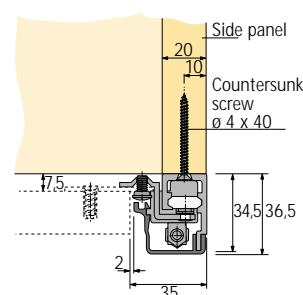
- Designed for 8 door heights from 300 to 600 mm
- Door width up to 1500 mm
- Door panel weight up to 15 kg
- All-inclusive set with pre-mounted mechanism
- Compatible with wood doors and aluminium framed doors

Note:

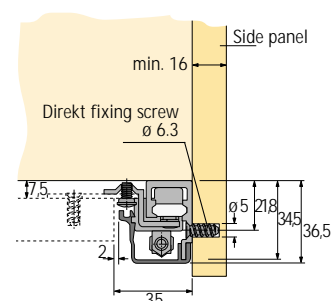
The upper door acts as the counterweight for the lower door. The door panels must be of identical weight.

Runner profile assembly

overlay with cover profile



inset with cover profile



Vertico Synchro - complete set

Recommended Fixing screw: 6g Pan head self tapper. Pilot Hole size of 2.5mm diameter required for Fixing screws.

Article	Door Height mm	Order no. Overlay	Order no. Inset	PU
	300 - 400	020 383	020 392	1 set
	350 - 400	020 384	020 393	1 set
	400	020 385	020 394	1 set
	400 - 600	020 386	020 395	1 set
	450 - 600	020 387	020 396	1 set
	500 - 600	020 388	020 397	1 set
	550 - 600	020 389	020 398	1 set
	600	020 390	020 399	1 set
Article		Order no.		PU
Cover Profile - 2500mm		020 400		1

For further information refer to Vertico Synchro catalogue 020 369



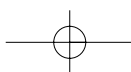
Mitchell Laminates

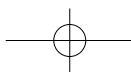
Mitchell Laminates
32-38 Redwood Drive
Dingley VIC 3172
Telephone (03) 9558 0800
Facsimile (03) 9558 0557
sales@mitchelllaminates.com.au

Branch:
37-53 Crockford Street
Port Melbourne VIC 3207
Telephone (03) 9646 7877
Facsimile (03) 9646 7570

Hettich recommends **Aluhost** Doors

9993981 We reserve the right to make technical changes without notice. While we have done our best to ensure the accuracy of the catalogue data, we take no responsibility for printing or other errors.



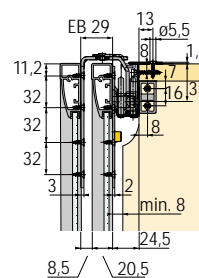


Sliding Door Fitting Top Line 22 for 55mm Aluminium Profile

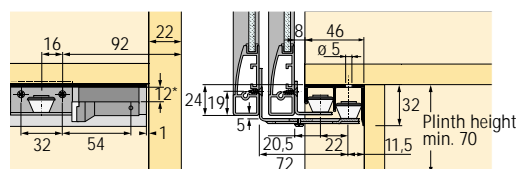


Sliding door fitting Top Line 22 - framed doors

- Minimum door width from 500 mm upwards
- Maximum door weight up to 50kg/door
- Maximum door thickness of 22 mm
- For 2 or 3 overlay, top-running framed doors
- Framed doors in wood or aluminium



STB 11 Plinth detail



All-inclusive set top door runner Sliding door fitting Top Line 22 - framed doors

Article	Order no.	PU
2-door, front door right	013 431	1
2-door, front door left	013 432	1
3-door	013 433	1

Bottom door guide STB 11

Article	Order no.	PU
2-door set	045 080	1
3-door set	045 081	1

Top Line 22 Runner Profile

Article	Order no.	PU
3000mm Aluminium Silver	071 111	4

Guide Profile STB 11

Article	Order no.	PU
3000mm Aluminium Self Colour	071 117	4
*Countersunk screws 4.8mm x 13mm	041 329	200

For further information refer to Top Line 22 catalogue 020 164

Top Line 22 door fitting fixed with 4.8 x 13mm countersunk screws (*Screws ordered separately). Pilot Hole size of 3.5mm diameter required for Fixing screws.



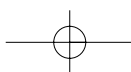
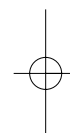
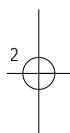
Mitchell Laminates

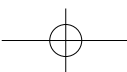
Mitchell Laminates
32-38 Redwood Drive
Dingley VIC 3172
Telephone (03) 9558 0800
Facsimile (03) 9558 0557
sales@mitchelllaminates.com.au

Branch:
37-53 Crockford Street
Port Melbourne VIC 3207
Telephone (03) 9646 7877
Facsimile (03) 9646 7570

Hettich recommends **Alifrost** Doors

9993982 We reserve the right to make technical changes without notice. While we have done our best to ensure the accuracy of the catalogue data, we take no responsibility for printing or other errors.





Sliding Door Fitting Horizontal Top Line 25/27 for 46 and 55mm Aluminium Profile

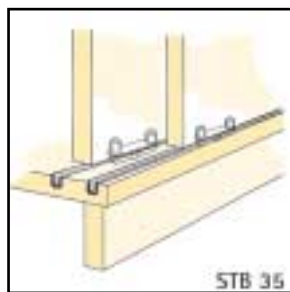


Top Line 25 for 1-door cabinet

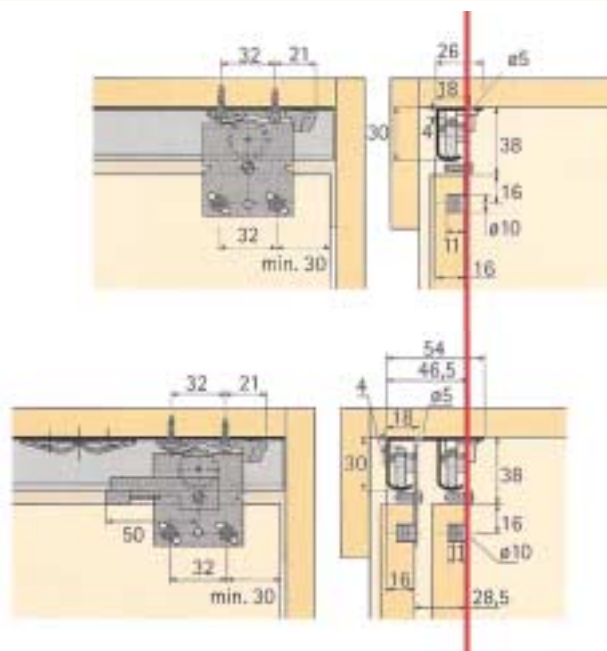


Top Line 27 for multi-door cabinet

STB 35, to be used as the bottom door guide:



For inset door guide



- Top Line 25 for 1-door cabinet
 - Top Line 27 for multi-door cabinet with inset, top running doors
- Max. load capacity 25 kg/door
 Door width from 500mm
 Door height adjustment ±1.5mm

Article	Order no.	PU	Order no.	PU
All-inclusive top door runner kit Top Line 25 sliding door fitting without runner profile	1-door			
	026 081	1 kit		
Top Line 25 runner profile length 2400mm aluminium self-colour	9 993 167	1 length		
All-inclusive top door runner kit Top Line 27 sliding door fitting without runner profile	2-door		3-door	
	026 082	1 kit	026 083	1 kit
Top Line 27 runner profile length 2400mm aluminium self-colour	1 011 928	1 length		

Bottom door guide		
STB 35 guide tab	025 119	100 pcs
Guide Profile STB 35 length 3500mm plastic, white	046 789	25 lengths

Recommended Fixing screw: 8g Pan head self tapper. Pilot Hole size of 3.5mm diameter required for Fixing screws.



Mitchell Laminates

Mitchell Laminates
 32-38 Redwood Drive
 Dingley VIC 3172
 Telephone (03) 9558 0800
 Facsimile (03) 9558 0557
 sales@mitchelllaminates.com.au

Branch:
 37-53 Crockford Street
 Port Melbourne VIC 3207
 Telephone (03) 9646 7877
 Facsimile (03) 9646 7570

Hettich recommends **Alifrost** Doors

9993987 We reserve the right to make technical changes without notice. While we have done our best to ensure the accuracy of the catalogue data, we take no responsibility for printing or other errors.

